

2019021 GROWTHPOINT SA Nationals ITF Seniors (Closed)

Men's Singles Over 45

Main Draw			
1	TSA730008	[1] Gareth GIBSON	
2		A1 BYE	[1] Gareth GIBSON
3		BYE	
4	TSA700039	A2 Pieter JORDAAN	[1] Gareth GIBSON 6-1, 6-2
5	TSA720036	Frederick CHRISTIANS	[1] Gareth GIBSON 6-0, 6-1
6		A3 BYE	
7		BYE	Viv LOEST 6-2, 6-2
8	TSA730057	A4 Viv LOEST	
9	TSA741187	[3/4] Dawid TERBLANCHE	[1] Gareth GIBSON 6-0, 6-0
10		A5 BYE	
11		BYE	Wynand HARKER 6-3, 7-5
12	TSA720029	A6 Wynand HARKER	Jodri HELMAND 6-4, 6-2
13	TSA741075	Duncan HORNE	
14		A7 BYE	Jodri HELMAND 6-2, 6-2
15		BYE	
16	TSA741053	A8 Jodri HELMAND	
17	TSA720076	Bradley DORE	[1] Gareth GIBSON 6-1, 6-2
18		A9 BYE	
19	TSA731065	Thabo BISIWE	Bradley DORE 6-3, 6-0
20	TSA721055	David VAN RENSBURG	
21	TSA700081	Gareth LAND	Bradley DORE 6-1, 1-6, 6-3
22		A11 BYE	
23		BYE	[3/4] Eben MARE 6-2, 6-0
24	TSA720112	A12 [3/4] Eben MARE	
25	TSA741039	Gareth FRAY	Bradley DORE 6-0, 6-4
26		A13 BYE	
27		BYE	John SPALOVSKY 6-2, 6-2
28	TSA721052	A14 John SPALOVSKY	John SPALOVSKY 6-1, 6-1
29	TSA731053	Maimane TLHATLHA	
30		A15 BYE	
31		BYE	[2] Lance SAWYER 6-1, 6-1
32	TSA720024	A16 [2] Lance SAWYER	

3/4 Playoff	Jodri HELMAND	Jodri HELMAND
	John SPALOVSKY	Walkover

5/6 Playoff	Viv LOEST	Wynand HARKER 6-4, 6-2	Wynand HARKER Walkover
	Wynand HARKER		
	[3/4] Eben MARE	[3/4] Eben MARE	
	[2] Lance SAWYER	Walkover	

7/8 Playoff	Viv LOEST	Viv LOEST
	D1 BYE	



Pieter JORDAAN	Pieter JORDAAN	
Frederick CHRISTIANS	6-1, 6-1	Pieter JORDAAN
[3/4] Dawid TERBLANCHE		7-5, 6-7, 11-9
Duncan HORNE	Duncan HORNE	
	6-2, 6-7, 10-4	
David VAN RENSBURG		Pieter JORDAAN
		7-5, 2-1 (Ret.)
Gareth LAND	Gareth LAND	
	Walkover	Gareth FRAY (Ret.)
Gareth FRAY		Walkover
	Gareth FRAY	
Maimane TLHATLHA	6-1, 6-0	

Duncan HORNE	
F1	Duncan HORNE
BYE	

Frederick CHRISTIANS	[3/4] Dawid TERBLANCHE	
[3/4] Dawid TERBLANCHE	Walkover	[3] Dawid TERBLANCHE
BYE		6-1, 6-0
G2	Maimane TLHATLHA	
Maimane TLHATLHA		

BYE	
H1	
BYE	

The diagram illustrates a sequence of 18 steps, labeled I1 through I18, arranged in a vertical column on the left. Each step is associated with a label, either "BYE" or "Thabo BISIWE". The steps are grouped into pairs (I1-I2, I3-I4, I5-I6, I7-I8) and then into larger groups (I1-I4, I5-I8). Lines connect these groups to a central vertical line, which then branches out to a final outcome labeled "Thabo BISIWE". The diagram uses a color-coded system: blue for "BYE" and red for "Thabo BISIWE".

Step	Label
I1	BYE
I2	BYE
I3	BYE
I4	BYE
I5	Thabo BISIWE
I6	BYE
I7	BYE
I8	BYE

The diagram shows a complex flow of connections between these steps and a final outcome. The connections are as follows:

- Steps I1 and I2 connect to a node labeled I9.
- Steps I3 and I4 connect to a node labeled I10.
- Steps I5 and I6 connect to a node labeled I11.
- Steps I7 and I8 connect to a node labeled I12.
- Nodes I9 and I10 connect to a node labeled I13.
- Nodes I11 and I12 connect to a node labeled I14.
- Node I13 connects to a node labeled I15.
- Node I14 connects to a node labeled I15.
- Node I15 connects to the final outcome labeled "Thabo BISIWE".

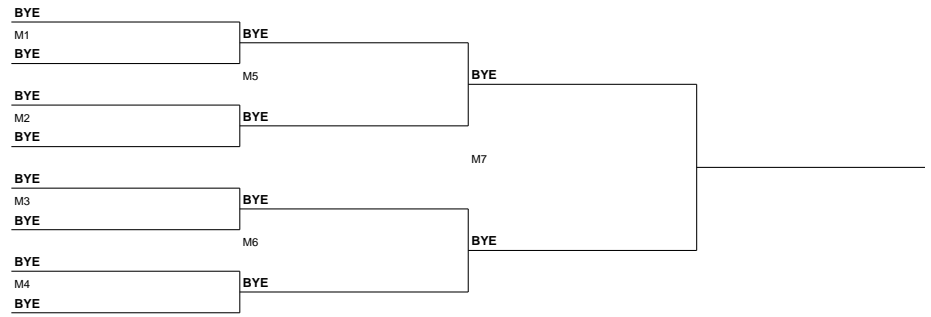
BYE	
J1	
BYE	

Diagram illustrating a 2x2 MIMO system with two parallel SISO channels:

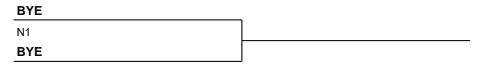
- Top channel: Input **K1** and output **K3**, both labeled **BYE**.
- Bottom channel: Input **K2** and output **K4**, both labeled **BYE**.

BYE	
L1	
RYE	


25/26 Playoff



27/28 Playoff



29/30 Playoff



31/32 Playoff

